

School of Aeronautics (Neemrana)

Practical Question Paper For Internal / External Assessment / Back / Re-Back Examination -
Credit 1 or 50 marks / Credit 1.5 or 75 marks / Credit 2 or 100 marks / Credit 2.5 or 125 marks /
Old Scheme / AME

Guidelines for Practical Examination

1. (Credit-1 / 50 marks)

University Practical Examination of 50 marks, is divided into two parts of assessment i.e. Internal Assessment (30 marks) and External Assessment (20 marks). Internal Assessment (30 marks) are further sub divided into two parts i.e. Project Assessment (10 marks) and Internal Practical Assessment (20 marks). These 20 marks are further divided into three Mid Terms, i.e. Mid Term I (5 marks), Mid Term II (7 marks) and Mid Term III (8 marks). For the sake of convenience in assessment, multiplication factor of 10 is used to design the grading sheets, i.e. of 50, 70 and 80 marks respectively for Mid Term I, II and III.

2. (Credit-1.5 / 75 marks)

University Practical Examination of 75 marks, is divided into two parts of assessment i.e. Internal Assessment (45 marks) and External Assessment (30 marks). Internal Assessment (45 marks) are further sub divided into two parts i.e. Project Assessment (15 marks) and Internal Practical Assessment (30 marks). These 30 marks are further divided into three Mid Terms, i.e. Mid Term I (7.5 marks), Mid Term II (10.5 marks) and Mid Term III (12 marks). For the sake of convenience in assessment, multiplication factor of 10 is used to design the grading sheets, i.e. of 75, 105 and 120 marks respectively for Mid Term I, II and III.

3. (Credit-2 / 100 marks)

University Practical Examination of 100 marks, is divided into two parts of assessment i.e. Internal Assessment (60 marks) and External Assessment (40 marks). Internal Assessment (60 marks) are further sub divided into two parts i.e. Project Assessment (20 marks) and Internal Practical Assessment (40 marks). These 40 marks are further divided into three mid terms, i.e. Mid Term I (10 marks), Mid Term II (14 marks) and Mid Term III (16 marks). For the sake of convenience in assessment, multiplication factor of 10 is used to design the grading sheets, i.e. of 100, 140 and 160 marks respectively for Mid Term I, II and III.

4. (Credit-2.5 / 125 marks)

University Practical Examination of 125 marks, is divided into two parts of assessment i.e. Internal Assessment (75 marks) and External Assessment (50 marks). Internal Assessment (75 marks) are further sub divided into two parts i.e. Project Assessment (25 marks) and Internal Practical Assessment (50 marks). These 50 marks are further divided into three mid terms, i.e. Mid Term I (12.5 marks), Mid Term II (17.5 marks) and Mid Term III (20 marks). For the sake of convenience in assessment, multiplication factor of 10 is used to design the grading sheets, i.e. of 125, 175 and 200 marks respectively for Mid Term I, II and III.

5. AME Fortnightly / Cumulative Fortnightly Practical Examination (30 Marks)

AME Fortnightly / Cumulative Fortnightly Practical Examination will be of 30 marks for each practical examination. Out of these 30 marks, 10 marks are for skill test, 4 marks for procedure writing, 10 marks for viva questions, 3 marks for practical record and 3 marks for log book writing. For practicals without skill marks division will be, 4 marks for procedure writing, 20 marks for viva questions, 3 marks for practical record and 3 marks for log book writing.

6. AME Semester Examination (70 Marks, Sem 1 to 3 for Practicals with skill and Sem 1 to 4 without skill)

AME Semester Practical Examination will be of 70 marks for each practical examination. Out of these 70 marks, 20 marks are for skill test, 10 marks for procedure writing, 9 marks for basic viva questions, 9 marks for advance viva questions, 6 marks for practical record, 6 marks for log book writing and 10 marks for project. For practicals without skill marks division will be, 20 marks for procedure writing, 30 marks for viva questions, 5 marks for practical record, 5 marks for log book writing and 10 marks for project.

7. AME Semester Examination (70 Marks, Sem 4 for Practicals)

AME Semester Practical Examination will be of 70 marks for each practical examination. Out of these 70 marks, 20 marks are for skill test, 5 marks for procedure writing, 15 marks for layover viva questions, 10 marks for laboratory viva questions, 5 marks for practical record, 5 marks for log book writing and 10 marks for project.

8. Special Practical Examination (12.5 Marks in SODECA For Credit System and 25 Marks in DECA For Old Scheme)

NOTE

- FACULTY MEMBERS, PLEASE ENSURE TO WRITE VIVA QUESTIONS OF EACH PRACTICALS SEPARATELY. MIN NUMBER OF VIVA QUESTIONS PER PRACTICAL IS 20 DIFFERENT QUESTIONS.
- PLEASE ATTACH A SEPERATE SHEET IN DESIRED EXEL FORMAT FOR VIVA QUESTIONS. FORMAT OF EXCEL CAN BE DOWNLOADED FROM www.soapalam.com.

FOR EXTERNAL EXAMINATION THERE IS NO MULTIPLICATION FACTOR.

Question Paper & Student Details

| | | | |
|-------------------------------|--|--------------------------|-----------------------------------|
| Mid Term / Fortnightly / Sem* | Back / Re-Back Examination | Date of Submission of QP | 14/12/2020 |
| Name of Faculty* | Sidhartha Sondh | Date of Examination* | 16/12/2020 |
| Subject* | 2FY3 - 29 - Computer Aided Machine Drawing (New) (...) | Course* | B.Tech (Aeronautical Engineering) |
| Batch* | Back / Re-Back Students | Semester* | Semester : 2 |
| Email Id of Faculty:* | sidharthasondh@soaneemrana.org | Phone Number of Faculty* | 963 455 7511 |

| | | | |
|--------------|----------------------|-----------------|----------------------|
| Student Name | <input type="text"/> | Student Reg No. | <input type="text"/> |
|--------------|----------------------|-----------------|----------------------|

Practical Questions

| | | | |
|---------------|---|--|--|
| Question : 1* | <input type="text" value="Design the components."/> | | |
|---------------|---|--|--|

| | | | | | |
|--------------|--------------------------------|--------|--|---------|---------------------------------------|
| Lesson Plan* | <input type="text" value="1"/> | Topic* | <input type="text" value="3D Design"/> | Source* | <input type="text" value="Internet"/> |
|--------------|--------------------------------|--------|--|---------|---------------------------------------|

| | | | |
|--------------|----------------------|--|--|
| Question : 2 | <input type="text"/> | | |
|--------------|----------------------|--|--|

| | | | | | |
|-------------|----------------------|-------|----------------------|--------|----------------------|
| Lesson Plan | <input type="text"/> | Topic | <input type="text"/> | Source | <input type="text"/> |
|-------------|----------------------|-------|----------------------|--------|----------------------|

| | | | |
|--------------|----------------------|--|--|
| Question : 3 | <input type="text"/> | | |
|--------------|----------------------|--|--|

| | | | | | |
|-------------|----------------------|-------|----------------------|--------|----------------------|
| Lesson Plan | <input type="text"/> | Topic | <input type="text"/> | Source | <input type="text"/> |
|-------------|----------------------|-------|----------------------|--------|----------------------|

Question : 4

Lesson Plan

| | | | | |
|----------------------|-------|----------------------|--------|----------------------|
| <input type="text"/> | Topic | <input type="text"/> | Source | <input type="text"/> |
|----------------------|-------|----------------------|--------|----------------------|

Question : 5

Lesson Plan

| | | | | |
|----------------------|-------|----------------------|--------|----------------------|
| <input type="text"/> | Topic | <input type="text"/> | Source | <input type="text"/> |
|----------------------|-------|----------------------|--------|----------------------|

Question : 6

Lesson Plan

| | | | | |
|----------------------|-------|----------------------|--------|----------------------|
| <input type="text"/> | Topic | <input type="text"/> | Source | <input type="text"/> |
|----------------------|-------|----------------------|--------|----------------------|

Question : 7

Lesson Plan

| | | | | |
|----------------------|-------|----------------------|--------|----------------------|
| <input type="text"/> | Topic | <input type="text"/> | Source | <input type="text"/> |
|----------------------|-------|----------------------|--------|----------------------|

Question : 8

Lesson Plan

| | | | | |
|----------------------|-------|----------------------|--------|----------------------|
| <input type="text"/> | Topic | <input type="text"/> | Source | <input type="text"/> |
|----------------------|-------|----------------------|--------|----------------------|

Question : 9

Lesson Plan

| | | | | |
|----------------------|-------|----------------------|--------|----------------------|
| <input type="text"/> | Topic | <input type="text"/> | Source | <input type="text"/> |
|----------------------|-------|----------------------|--------|----------------------|

Question : 10

Lesson Plan

| | | | | |
|----------------------|-------|----------------------|--------|----------------------|
| <input type="text"/> | Topic | <input type="text"/> | Source | <input type="text"/> |
|----------------------|-------|----------------------|--------|----------------------|

Question : 11

Lesson Plan

Topic

Source

Question : 12

Lesson Plan

Topic

Source

Viva Questions

For Practicals Up to 3

Viva Question :

Add more

For practicals 4 to 6

Viva Question :

Add more

For practicals 7 to 9

Viva Question :

Add more

For practicals 10 to 12

Viva Question :

Add more

Upload Scanned Document In Case of Numerical or Diagram for any of the above question

Mention question number with relevant fig / numerical / equations.
Max 150 KB

archive-1.zip (152 KB)



Upload Excel Sheet For Viva Questions As Per Prescribed Format.

Mention question number with relevant fig / numerical / equations.
Max 150 KB

Choose files or drag here

I have scrutinized the question paper. There is no spelling mistake or any type of irrelevant question.

SS

School of Aeronautics(Neemrana)

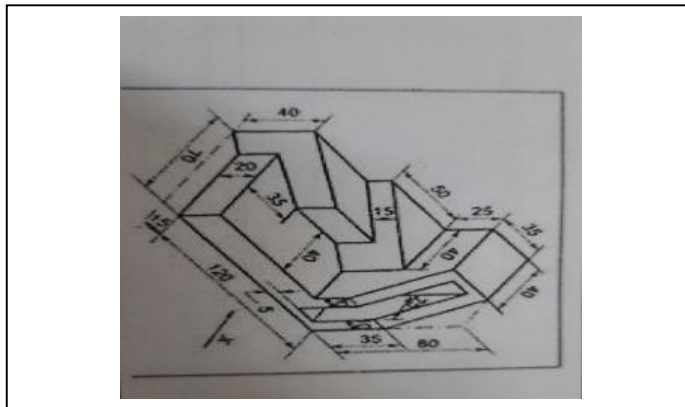
Question Paper For Internal Assessment Examination (Practical) Diagram Sheet

Faculties preparing Question Paper for various examinations, need to draw or insert diagrams as per requirement of questions in the below format and upload the same in upload documents column of the question paper.

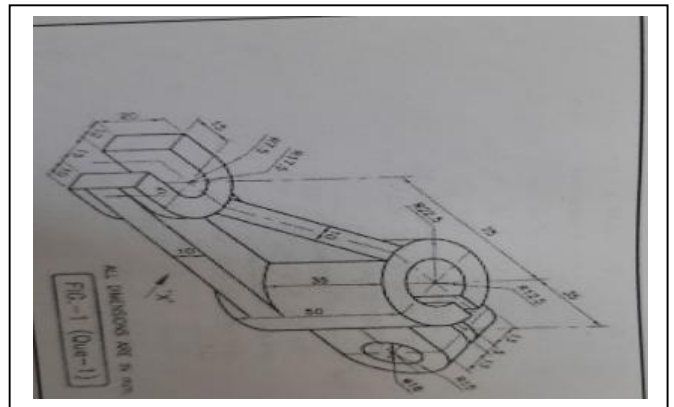
QuestionPaper&StudentDetails

| | | | |
|-----------------------|---------------------------------|------------------------|------------|
| Mid Term * | Back Re-back exam | Date of SubmissionofQP | 12/14/2020 |
| Name of Faculty * | Sidhartha Sondh | Date of Examination* | 11/28/2019 |
| Subject * | Computer Aided Machine Drawings | Course* | B.Tech |
| Batch | Back/ Re-back students | Semester * | 2 |
| Email Id of Faculty:* | sidharthasondh@soaneemrana.org | PhoneNumberofFaculty* | 9634557511 |
| StudentName | | Student Reg No. | |

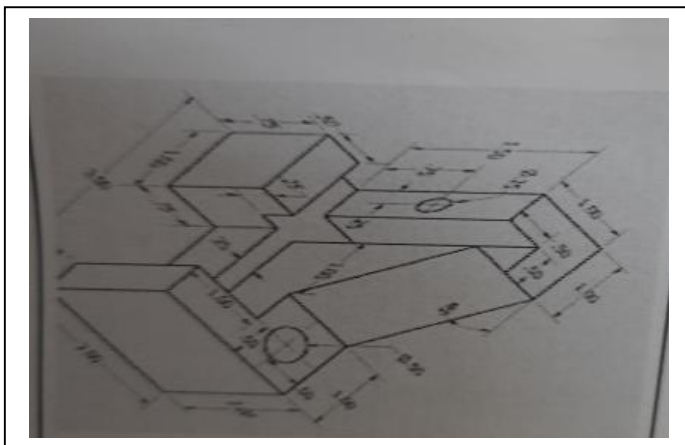
Part No. ____, Question Number 1



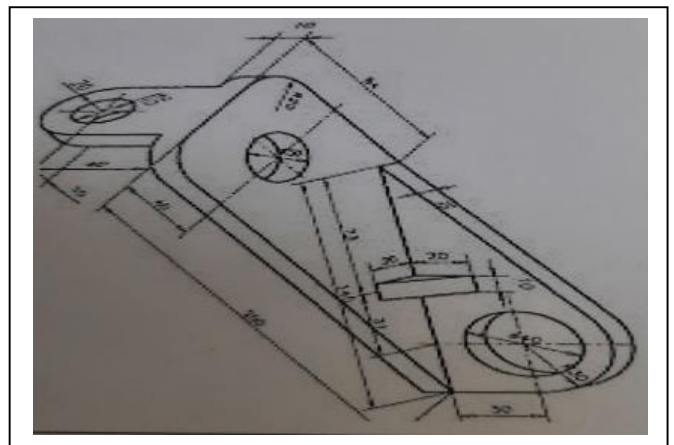
Part No. ____, Question Number 2



Part No. ____, Question Number 3

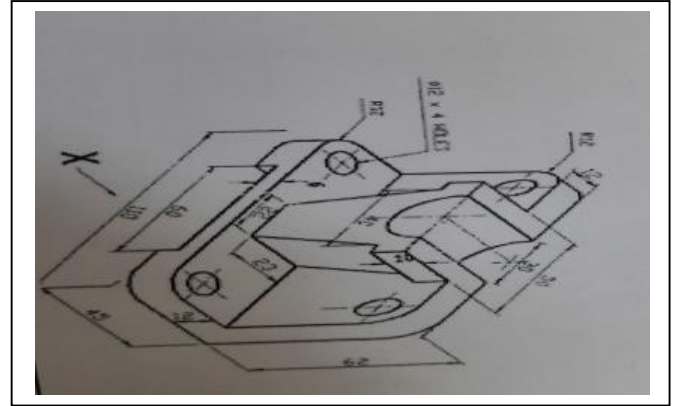
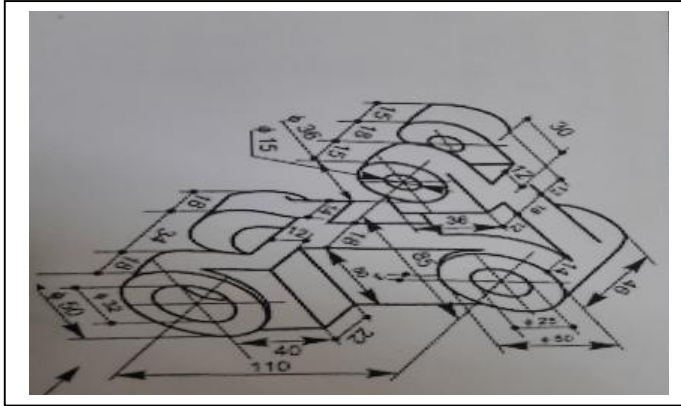


Part No. ____, Question Number 4



Part No. ____, Question Number 5

Part No. ____, Question Number 6



Part No. ____, Question Number ____ .

Part No. ____, Question Number ____ .

